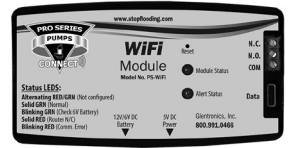




# WiFi Module Quick Start Guide



## Welcome

Before you begin  
View the installation video at  
[www.StopFlooding.com/videos](http://www.StopFlooding.com/videos)



### What you need:

- Small flathead screw driver
- Wi-Fi network name
- Wi-Fi network passphrase
- Wi-Fi capable device (computer, tablet, or smartphone)

### Getting set up and connected is simple

- Determine what Pro Series device you have and how you are attaching to it
- Attach your WiFi Module to your Pro Series system
- Mount your WiFi Module
- Connect to your Wi-Fi network
- Register online

## Step 1

Attach the WiFi module to your Pro Series Pump system and power source as shown on the installation diagram(s). *(note: please choose the connection method that matches the system you have)*

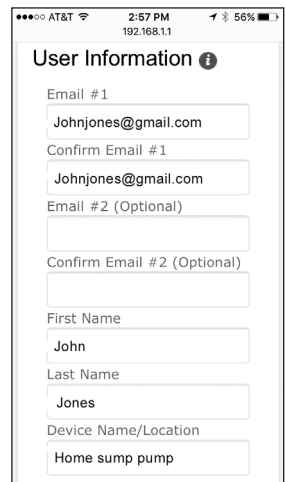
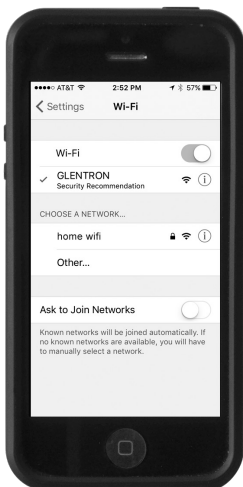
- 'RED' and 'GREEN' lights should be alternating

## Step 2

Mount your module using the included Velcro or mounting screws

## Step 3

Connect to your wifi network



- Open the network settings on your device and connect to GLENTRON
  - Close the network settings and open up the browser
    - In the URL field, type 192.168.1.1
  - Fill out the information needed on the module setup page
    - Click 'save'
- Click on Available Networks and select your network from the dropdown menu
    - Enter your passphrase and click OK
  - The 'RED' and 'GREEN' lights will stop alternating if the connection is successful. If lights do not stop alternating repeat Step 3

## Step 4

Register your module

- You will receive an email from GlentronicsConnect.com at the provided email address
- Click on the link and complete the registration

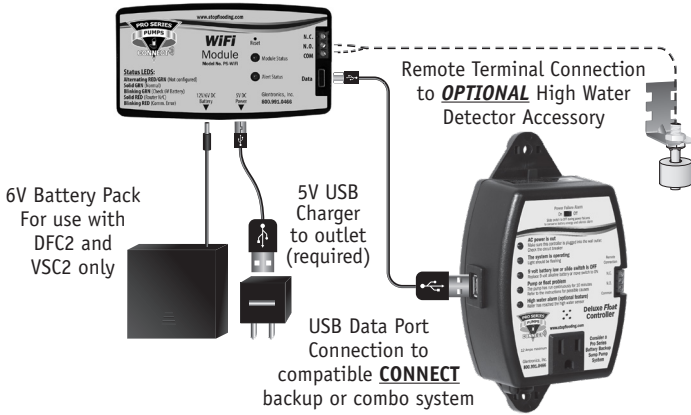
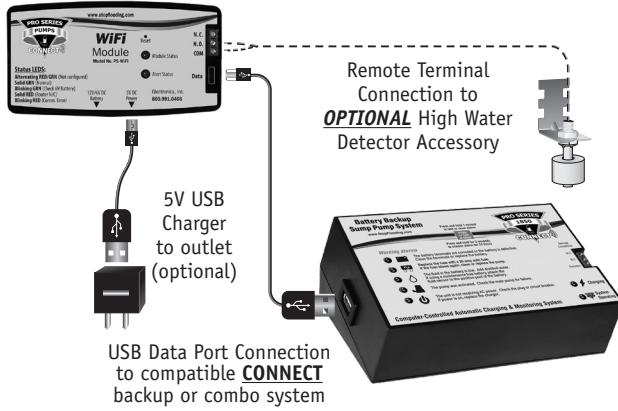
*Note: We recommend you test the setup by disconnecting power to the pump system connected to the WiFi module.*

*You should receive an email / text within a few minutes*

# Installation Guidelines

## USB Data Port connection to compatible Pro Series Pumps Connect™ backup, combination system or Deluxe controller

Connection with the USB Data Port enables the homeowner to receive a text or email notifying exactly which alarm is occurring or what maintenance is needed



## Remote Terminal connection to compatible Pro Series Pumps Connect™ backup, combination system or Deluxe controller

Connection with the Remote Terminal enables the homeowner to receive an alert to a problem or needed maintenance

